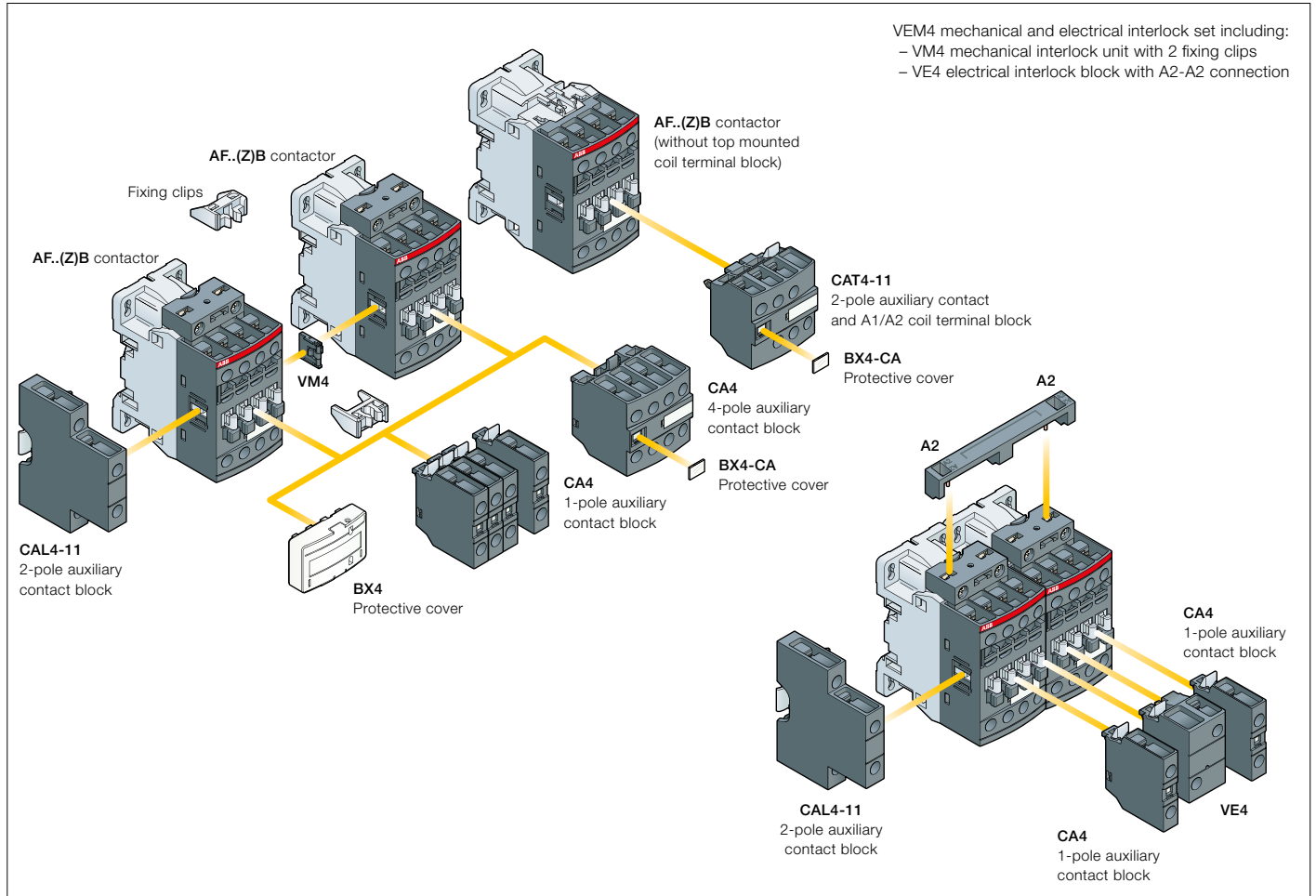


AF09(Z)B ... AF38(Z)B 4-pole contactors

Main accessories

Contactor and main accessories (other accessories available)



Main accessory fitting details

Many configurations of accessories are possible depending on whether these are front-mounted or side-mounted.

Contactor types	Main poles	Built-in auxiliary contacts	Front-mounted accessories				Side-mounted accessories	
			Auxiliary contact blocks			Electrical and mechanical interlock set (between 2 contactors)	Auxiliary contact blocks	
			1-pole CA4	2-pole CAT4-11	4-pole CA4	VEM4	Left side 2-pole CAL4-11	Right side
Max. add-on N.C. auxiliary contacts: 4 N.C. max. on positions 1, 2, 3, 4 and 3 N.C. max. on position 5								
AF09(Z)B, AF16(Z)B	4 0	0 0	4 max.	or 1	or 1	-	+ 1	-
			2 max.	or 1	-	-	+ 1	+ 1
			3 max.	-	-	+ 1	+ 1	or 1
Max. add-on N.C. auxiliary contacts: 3 N.C. max. on positions 1, 2, 3, 4 and 2 N.C. max. on position 5								
AF26(Z)B, AF38(Z)B	4 0	0 0	4 max.	or 1	or 1	-	+ 1	-
			2 max.	or 1	-	-	+ 1	+ 1
			3 max.	-	-	+ 1	+ 1	or 1
AF09(Z)B, AF16(Z)B AF26(Z)B, AF38(Z)B	2 2	0 0	4 max.	or 1	or 1	-	+ 1	-
			2 max.	or 1	-	-	+ 1	+ 1

AF09(Z)B ... AF38(Z)B 4-pole contactors

Main accessories

Connection with standard ferrules



CA4-10-T




CA4-22E



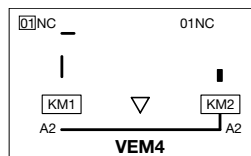
CAL4-11-T



CAT4-11E



VEM4



LDC4



BX4



BX4-CA



BP38-4

Ordering details (1)

For contactors	Auxiliary contacts	Type	Order code	Pkg qty	Weight (1 pce)
					kg

Front-mounted instantaneous auxiliary contact blocks

AF09(Z)B ... AF38(Z)B	1 0	- -	CA4-10-T	1SBN010110T1010	10	0.014
	0 1	- -	CA4-01-T	1SBN010110T1001	10	0.014
AF09(Z)B ... AF38(Z)B-40-00	2 2	- -	CA4-22E	1SBN010140R1022	1	0.055
AF09(Z)B ... AF38(Z)B-22-00	3 1	- -	CA4-31E	1SBN010140R1031	1	0.055
	4 0	- -	CA4-40E	1SBN010140R1040	1	0.055
AF09(Z)B ... AF16(Z)B-40-00	0 4	- -	CA4-04E	1SBN010140R1004	1	0.055

Side-mounted instantaneous auxiliary contact blocks

AF09(Z)B ... AF38(Z)B	1 1	- -	CAL4-11-T	1SBN010120T1011	10	0.04
-----------------------	-----	-----	-----------	-----------------	----	------

Front-mounted instantaneous contact and A1/A2 coil terminal blocks

AF09(Z)B ... AF38(Z)B-40-00	1 1	- -	CAT4-11E	1SBN010151R1011	1	0.04
AF09(Z)B ... AF38(Z)B-22-00						

Mechanical interlock unit

AF09(Z)B ... AF38(Z)B-40-00			VM4	1SBN030105T1000	10	0.005
-----------------------------	--	--	-----	-----------------	----	-------

Note: VM4 and VM96-4 include 2 fixing clips (BB4) to maintain together both contactors.

Mechanical and electrical interlock set

AF09(Z)B ... AF16(Z)B-40-00	0 2	- -	VEM4	1SBN030111R1000	1	0.035
AF26(Z)B ... AF38(Z)B-40-00						

Note: VEM4 includes a VM4 mechanical interlock unit with 2 fixing clips (BB4), a VE4 electrical interlock block. VE4 block must be used with A2-A2 connection to respect the electrical connection diagram.

Additional coil terminal block

AF09(Z)B ... AF38(Z)B			LDC4	1SBN070156T1000	10	0.01
-----------------------	--	--	------	-----------------	----	------

Protective covers

All 1-stack contactors			BX4	1SBN110108T1000	10	0.006
For 4-pole CA4 and 2-pole CAT4 auxiliary contact blocks			BX4-CA	1SBN110109W1000	50	0.001

Mounting piece

AF09(Z)B ... AF38(Z)B			BP38-4	1SBN112303T1000	10	0.003
-----------------------	--	--	--------	-----------------	----	-------

(1) For more information, refer to "Accessories" section.